

Add Service Type

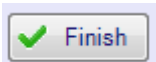
5. Click on the “Service Types” tab.
6. Scroll to the bottom of the list to add a new service type.
7. Service Type: “HHB Sexual Health Claim”
Fund: “PHO”
Organisation: “Health Hawkes Bay”
Inv Type: “HHB Sexual Health Claim”
Duplicate: “Ask”

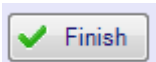
HHB Sexual Health Claim		PHO	Health Hawk		HHB Sexual		Ask	<input checked="" type="checkbox"/>
-------------------------	--	-----	-------------	--	------------	--	-----	-------------------------------------

Add Fee


8. Click on the “Fees” tab.
9. Scroll to the bottom of the list to add a new fee.
10. Service: “HHB Sexual Health Claim”
Fee: “0” (will be set by the form)
Code: “SH”
Unit: “Unit”

HHB Sexual Health Claim	\$0.00	\$0.00	SH	1	Unit	<input type="checkbox"/>	S
-------------------------	--------	--------	----	---	------	--------------------------	---



Now click on  and you’re done!

Import the Form

1. Tools → System Setup → Webform Parameters.
2.  Import
3. Download and import the document “Sexual Health 1.1 My Practice.xml”.